

## Attraction

Choreographer: Sally Hung(Taiwan), April 2020





32 count - 2 wall - High Beginner

Sequence of dance:

Tag after finishing Wall 3 facing 6:00, restart facing 12:00

Tag after finishing Wall 7 facing 12:00, restart facing 6:00

Tag after finishing Wall 11 facing 6:00, restart facing 12:00

Music:                            tiktok                           

Intro: 8 counts

**Tag**(16 counts):

1,2,3,4 Weight on R bumping hips to R for 4 counts

5,6,7,8 Weight on L bumping hips to L for 4 counts

9,10,11,12 Sway hips to RLRL

13,14,15,16 Step R fwd, Pivot ½ Turn L, step R fwd swaying to the R, sway to the L

**Main Dance** (32 counts)

**S1. R HEEL, TOGETHER, L HEEL, TOGETHER, VINE R WITH TOUCH**

1,2,3,4 Touch R heel fwd, step R together, Touch L heel fwd, step L together

5,6,7,8 Step R to R, cross step L behind R, step R to R, touch L beside R

**S2. POINT, POINT, BIG STEP, DRAG, SIDE, BEHIND TOUCH, SIDE, BEHIND TOUCH**

1,2,3,4 Touch L to L side, touch L beside R, big step to the L, drag R toward L

5,6,7,8 Step R to side, touch L behind R, step L to side, touch R behind L

(Easy option: 5,6,7,8 Side, Touch, Side, Touch)

**S3. OUT OUT IN IN, ¼ TURN R OUT OUT IN IN**

1,2,3,4 Step R fwd out to R side, step L fwd out to L side, step R back in center next to L, step L together

5,6,7,8 ¼ turn R stepping R fwd out to R side, step L fwd out to L side, step R back in center next to L, step L together

**S4. FWD, HEEL TOUCH, BACK, TOE POINT, ¼TURN R FWD, HEEL TOUCH, BACK TOE POINT**

1,2,3,4 Step R fwd, touch L heel fwd, step back on L, touch back on R toe

5,6,7,8 ¼ Turn R stepping R fwd, touch L heel fwd, step back on L, touch back on R toe

Happy dancing!

Contact Sally Hung: [hung1125@gmail.com](mailto:hung1125@gmail.com)